



1 FIRST LEVEL FLOOR PLAN
 SCALE: 1/8"=1'-0"
 TRUE NORTH
 PLAN NORTH

LEGEND	
	EXISTING WALL TO REMAIN
	EXISTING WALL OR BUILT ELEMENT TO BE DEMOLISHED
	NEW WALL ASSEMBLY - REF. WALL TYPES
	EXISTING DOOR, FRAME, HARDWARE TO REMAIN
	NEW DOOR, FRAME, HARDWARE
	EXISTING WINDOW UNIT TO BE REMOVED
	NEW WINDOW UNIT - REF. WINDOW TYPES

- GENERAL NOTES**
- IT IS THE RESPONSIBILITY OF THE CONTRACTOR TO READ AND BE FAMILIAR WITH THE COMPLETE SET OF DRAWINGS AND SPECIFICATIONS FOR THIS PROJECT. ALL TRADES ARE TO BE FAMILIAR WITH ALL THE OTHER TRADES SPECIFICATION AND DRAWINGS ON THE PROJECT. VERIFY ALL NOTES, DIMENSIONS, SEQUENCE OF WORK, AND CONSTRAINT IN PERFORMING THE WORK, NOTIFY ARCHITECT OF ANY CONFLICT.
 - ALL WORK, INCLUDING PLUMBING, ELECTRICAL, AND STRUCTURAL, TO CONFORM TO CURRENT BUILDING CODES AND LOCAL ORDINANCES.
 - ALL ELECTRICAL SYSTEMS, PANELS, WIRING, RECEPTACLES, LIGHTING, SWITCHES AND TRIM TO BE COMPLETE AND INSTALLED IN ACCORDANCE WITH LOCAL CODES, STANDARDS AND PRACTICES, INCLUDING ADA.
 - PROVIDE SAFETY GLAZING FOR RELITES WITHIN 24" ARC OF THE VERTICAL EDGE OF A DOOR IN CLOSED POSITION PER IBC 2406.4.2.
 - THE CONTRACTOR SHALL NOT CUT OR ALTER ANY EXISTING STRUCTURAL MEMBERS IN THE EXECUTION OF THIS WORK UNLESS INDICATED ON THE DRAWINGS. NOTIFY THE PROJECT MANAGER IF THERE ARE CONFLICTS THAT REQUIRE ALTERING STRUCTURE.
 - CONTRACTOR IS TO INSTALL SOLID BLOCKING FOR ALL WALL-HUNG FIXTURES, EQUIPMENT, FURNISHINGS, ACCESSORIES, CABINETS AND COORDINATE WITH OTHER TRADES FOR INSTALLATION.
 - CONTRACTOR TO COORDINATE ALL NEW DOOR HARDWARE FUNCTIONS WITH OWNER/TENANT
 - ALL WALLS, INCLUDING EXISTING, TO RECEIVE PRIMER AND PAINT - COORDINATE WITH ARCHITECT FOR COLORS
 - ALL APPLIANCES PROVIDED BY TENANT AND INSTALLED BY CONTRACTOR
 - REFERENCE SHEET A11 FOR FINISH SCHEDULE
 - ALL FLOORS TO BE PATCHED/REPAIRED AND PREP FOR NEW FINISH.
 - ALL CASEWORK AND WORKSTATIONS SHOWN ON PLANS IS A REPRESENTATION OF LOCATION AND CONCEPT. SPECIFICS TO BE COORD. BY CONTRACTOR.
 - ALL DIMENSIONS SHOWN SHALL BE FIELD VERIFIED AND COORDINATED WITH KEYED NOTE 2.
 - ANY DAMAGE TO THE BUILDING FIRE PROOFING IS TO BE REPAIRED AND ALL FIRE RATED PENETRATIONS (HORIZONTAL & VERTICAL) WILL BE PROVIDED WITH LISTED PENETRATION STOPPING ASSEMBLIES.

- KEY NOTES**
- NEW WALL FILL MATCH ADJACENT CONSTRUCTION.
 - REPLACE WINDOWS AND INSTALL BLACKOUT SHADES.
 - INFILL EXISTING WINDOWS. MATCH ADJACENT CONSTRUCTION.
 - NEW PONY WALL AND RAILING. PROVIDE WATER AND POWER WITHIN WALL FOR COFFEE MAKERS.
 - FLOOR FRAMING, REFER TO STRUCTURAL.
 - STAGE FRAMING, REFER TO STRUCTURAL.
 - NEW FLOOR FINISH.
 - NEW COUNTER AND CASEWORK.
 - INSTALL NEW ICE & WATER SHIELD AND ASPHALT SINGLES ON ENTIRE ROOF.
 - NEW RAIN GUTTERS AND HEAT TRACE W/CONTROLS.
 - INSTALL NEW METAL WALL PANELS "NU-WAVE".
 - NEW LIGHTING TRUSSES, REFER TO STRUCTURAL.



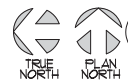
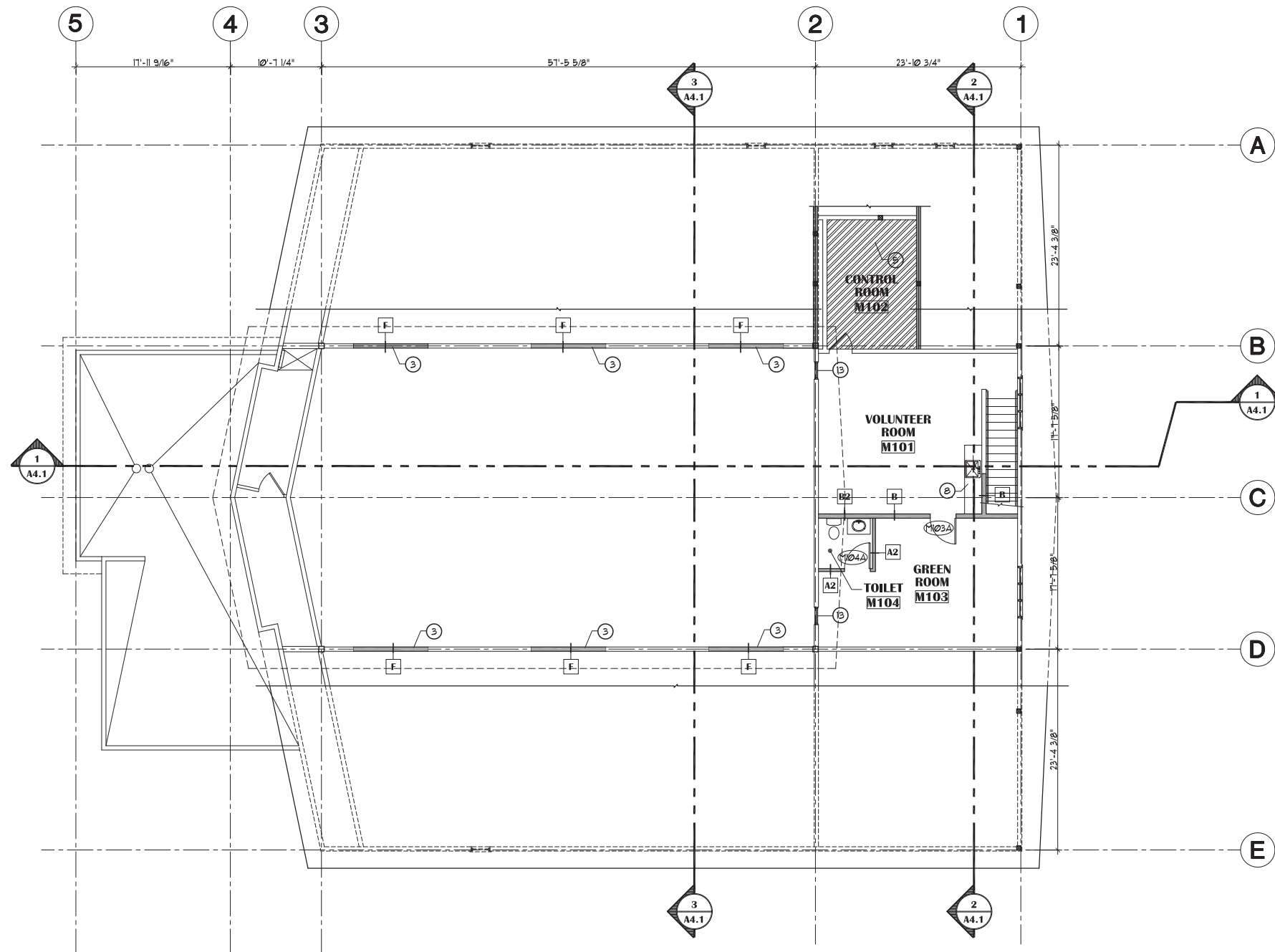
AVISION
 ARCHITECTURE
 1231 Gambell Ste. 400
 Anchorage, Alaska 99501
 907-349-1425

**ACF CHURCH
 PHASE II - LOBBY & SANCTUARY RENOVATION**
 Eagle River, Alaska
FIRST LEVEL FLOOR PLAN

Drawing Date:	04/02/19
Drawn By:	RS
Checked By:	PB
Job No.:	1920
Revisions:	

35% SUBMITTAL

A2.1





1 MEZZANINE LEVEL FLOOR PLAN
SCALE: 1/8"=1'-0"

LEGEND

	EXISTING WALL TO REMAIN
	EXISTING WALL OR BUILT ELEMENT TO BE DEMOLISHED
	NEW WALL ASSEMBLY - REF. WALL TYPES.
	EXISTING DOOR, FRAME, HARDWARE TO REMAIN.
	NEW DOOR, FRAME, HARDWARE
	EXISTING WINDOW UNIT TO BE REMOVED
	NEW WINDOW UNIT - REF. WINDOW TYPES

- GENERAL NOTES**
- IT IS THE RESPONSIBILITY OF THE CONTRACTOR TO READ AND BE FAMILIAR WITH THE COMPLETE SET OF DRAWINGS AND SPECIFICATIONS FOR THIS PROJECT. ALL TRADES ARE TO BE FAMILIAR WITH ALL THE OTHER TRADES SPECIFICATION AND DRAWINGS ON THE PROJECT. VERIFY ALL NOTES, DIMENSIONS, SEQUENCE OF WORK, AND CONSTRAINT IN PERFORMING THE WORK, NOTIFY ARCHITECT OF ANY CONFLICT.
 - ALL WORK, INCLUDING PLUMBING, ELECTRICAL, AND STRUCTURAL, TO CONFORM TO CURRENT BUILDING CODES AND LOCAL ORDINANCES.
 - ALL ELECTRICAL SYSTEMS, PANELS, WIRING, RECEPTACLES, LIGHTING, SWITCHES AND TRIM TO BE COMPLETE AND INSTALLED IN ACCORDANCE WITH LOCAL CODES, STANDARDS AND PRACTICES, INCLUDING ADA.
 - PROVIDE SAFETY GLAZING FOR RELITES WITHIN 24" ARC OF THE VERTICAL EDGE OF A DOOR IN CLOSED POSITION PER IBC 2406.4.2.
 - THE CONTRACTOR SHALL NOT CUT OR ALTER ANY EXISTING STRUCTURAL MEMBERS IN THE EXECUTION OF THIS WORK UNLESS INDICATED ON THE DRAWINGS. NOTIFY THE PROJECT MANAGER IF THERE ARE CONFLICTS THAT REQUIRE ALTERING STRUCTURE.
 - CONTRACTOR IS TO INSTALL SOLID BLOCKING FOR ALL WALL-HUNG FIXTURES, EQUIPMENT, FURNISHINGS, ACCESSORIES, CABINETS AND COORDINATE WITH OTHER TRADES FOR INSTALLATION.
 - CONTRACTOR TO COORDINATE ALL NEW DOOR HARDWARE FUNCTIONS WITH OWNER/TENANT
 - ALL WALLS, INCLUDING EXISTING, TO RECEIVE PRIMER AND PAINT - COORDINATE WITH ARCHITECT FOR COLORS
 - ALL APPLIANCES PROVIDED BY TENANT AND INSTALLED BY CONTRACTOR
 - REFERENCE SHEET A11 FOR FINISH SCHEDULE
 - ALL FLOORS TO BE PATCHED/REPAIRED AND PREP FOR NEW FINISH.
 - ALL CASEWORK AND WORKSTATIONS SHOWN ON PLANS IS A REPRESENTATION OF LOCATION AND CONCEPT. SPECIFICS TO BE COORD. BY CONTRACTOR.
 - ALL DIMENSIONS SHOWN SHALL BE FIELD VERIFIED AND COORDINATED WITH KEYED NOTE 2.
 - ANY DAMAGE TO THE BUILDING FIRE PROOFING IS TO BE REPAIRED AND ALL FIRE RATED PENETRATIONS (HORIZONTAL & VERTICAL) WILL BE PROVIDED WITH LISTED PENETRATION STOPPING ASSEMBLIES.

- KEY NOTES**
- NEW WALL FILL MATCH ADJACENT CONSTRUCTION.
 - REPLACE WINDOWS AND INSTALL BLACKOUT SHADES.
 - INFILL EXISTING WINDOWS. MATCH ADJACENT CONSTRUCTION.
 - NEW PONY WALL AND RAILING. PROVIDE WATER AND POWER WITHIN WALL FOR COFFEE MAKERS.
 - FLOOR FRAMING, REFER TO STRUCTURAL.
 - STAGE FRAMING, REFER TO STRUCTURAL.
 - NEW FLOOR FINISH.
 - NEW COUNTER AND CASEWORK.
 - INSTALL NEW ICE & WATER SHIELD AND ASPHALT SINGLES ON ENTIRE ROOF.
 - NEW RAIN GUTTERS AND HEAT TRACE W/CONTROLS.
 - INSTALL NEW METAL WALL PANELS "NU-WAVE".
 - NEW LIGHTING TRUSSES, REFER TO STRUCTURAL.
 - INSTALL NEW INTERIOR WINDOW WITH ONE-WAY GLAZING.



AVISION
ARCHITECTURE
1231 Gambell Ste. 400
Anchorage, Alaska 99501
907-349-1425

**ACF CHURCH
PHASE II - LOBBY & SANCTUARY RENOVATION**
Eagle River, Alaska
MEZZANINE LEVEL FLOOR PLAN

Drawing Date:	04/02/19
Drawn By:	RS
Checked By:	PB
Job No.:	1920
Revisions:	

35% SUBMITTAL

A2.2